

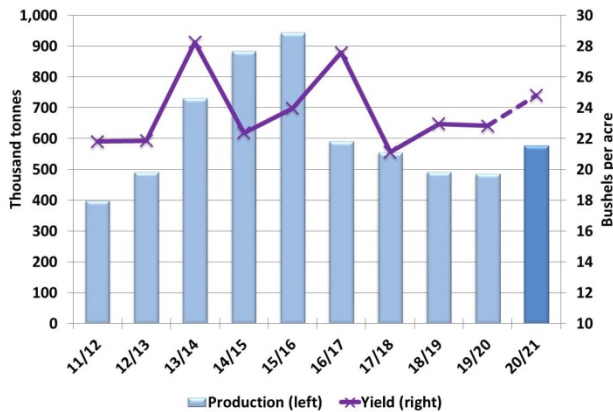
What is Happening Now:

- StatsCan estimated the 2020 flax crop at 578,000 tonnes on a yield of 24.8 bu/acre. This is 19% larger than last year and the biggest crop since 2016.
- According to Sask Ag, 86% of the province's flax crop was 1CW, compared to a 10-year average of 78%.
- Canadian farmers have already delivered 212,000 tonnes of flax, the strongest start since 2014/15.
- Reports from Kazakhstan indicate a small increase in the 2020 flax crop at 740,000 tonnes.
- Flax prices in nearly all global markets have rallied sharply, with Canadian bids near record highs.

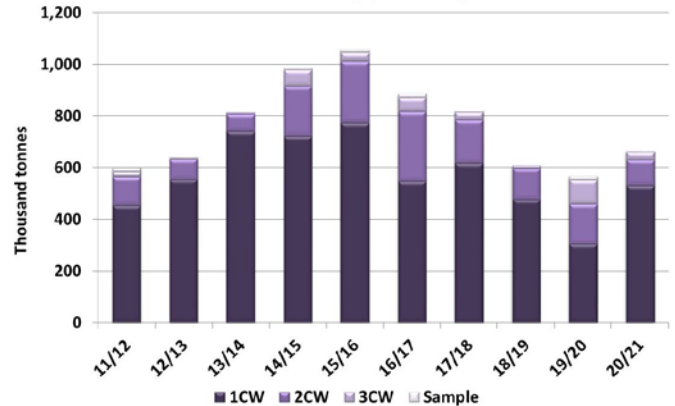
What to Watch For:

- Commercial inventories are the highest in years, signaling a surge in exports in the coming weeks.
- China's flax crop was reported to be down 30% from a year ago, and could spur demand.
- Kazakh flax is held up at the Chinese border due to phytosanitary concerns, causing a supply buildup.
- Very strong flax bids in key producing nations should encourage more plantings in 2021.
- Seasonal price tendencies often go higher in spring but this year's sharp rally could mean things are different.

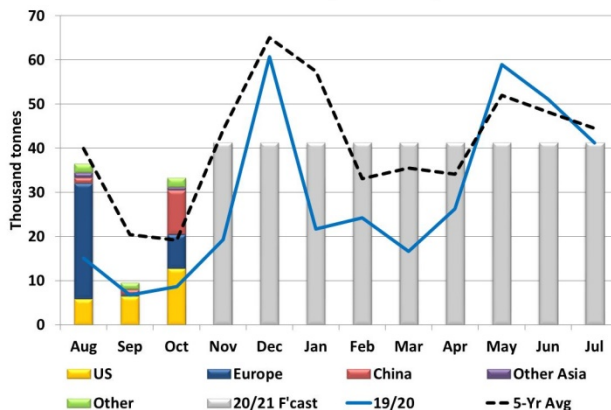
Canadian Flax Yield & Production



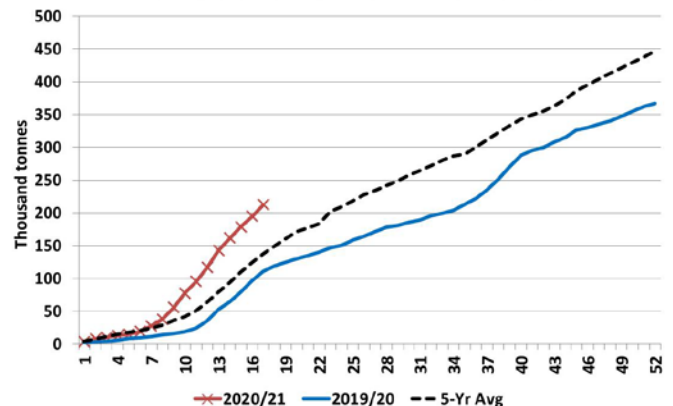
Canadian Flax Supplies by Grade



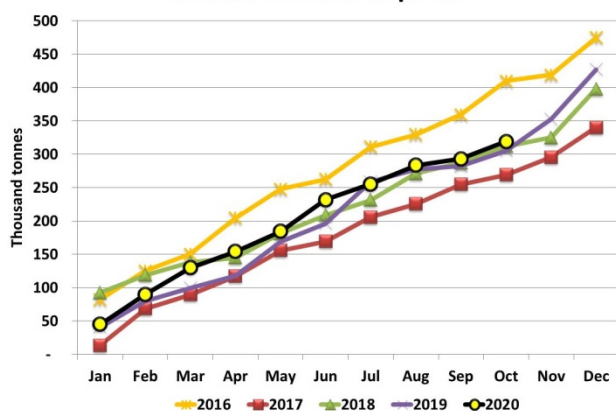
2020/21 Monthly Flax Exports



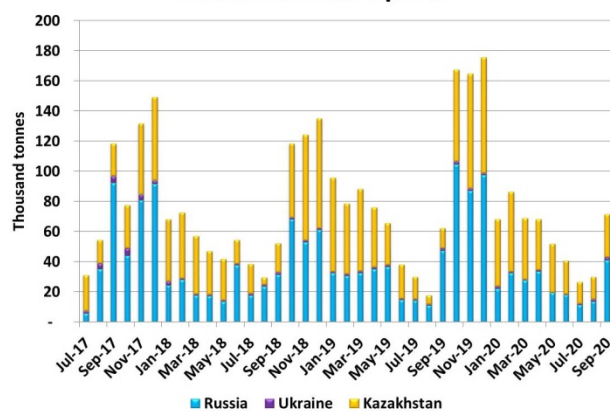
Cumulative Flax Farm Deliveries



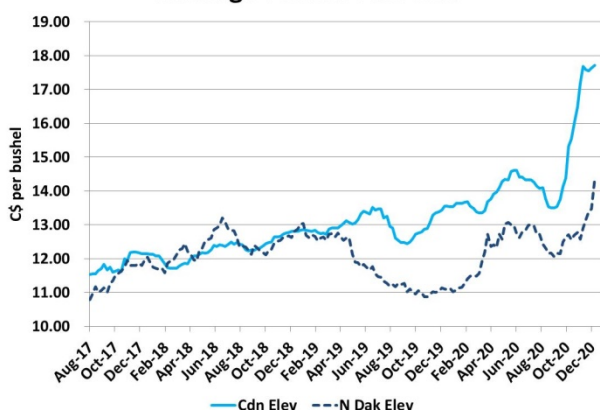
Chinese Linseed Imports



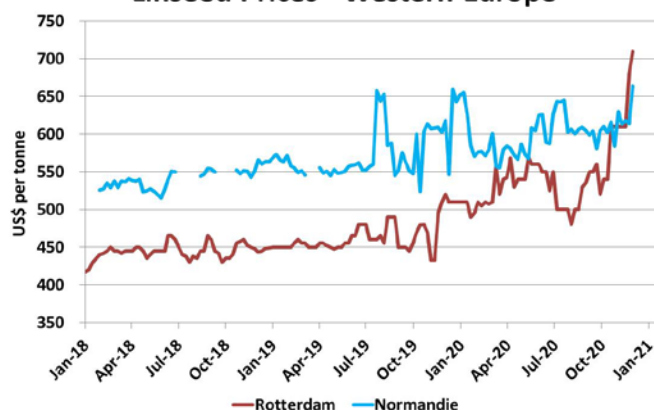
Black Sea Flax Exports



Average Posted Flax Bids



Linseed Prices - Western Europe



Latest Data:

Flax Price Indications

All values in US\$ per tonne

Type	Location	This week	Week Ago	4 Wks Ago	Year Ago
1C	Saskatoon	537	533	519	376
1C	Wpg, MB	489	483	469	382
#1	W Fargo, ND	518	492	-	386
Golden	N Dakota	410	406	383	329
Linseed	NW Europe	710	680	610	520
Linseed	Ukraine	713	708	575	448
Linseed	Russia	530	527	479	340
Linseed	Kazakhstan	574	557	500	378
Linseed	CNF China	680	660	680	520

Flax Movement

Quantities in tonnes

	Year-to-date	Last YTD	5-Yr Avg-to-date
Farm Deliveries	212,600	110,700	137,760
Elev Shipments	158,700	90,200	123,700
Commercial Stocks	114,100	48,600	78,740
Exports to:			
US	25,034	18,369	21,699
China	12,458	6,027	40,516
Europe	34,210	1,429	11,009
Other	7,453	4,592	6,244
Total	79,156	30,417	79,469